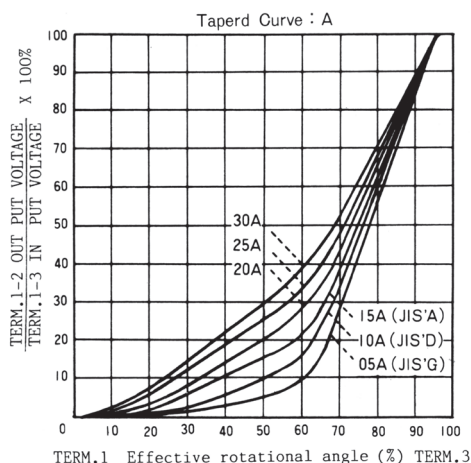
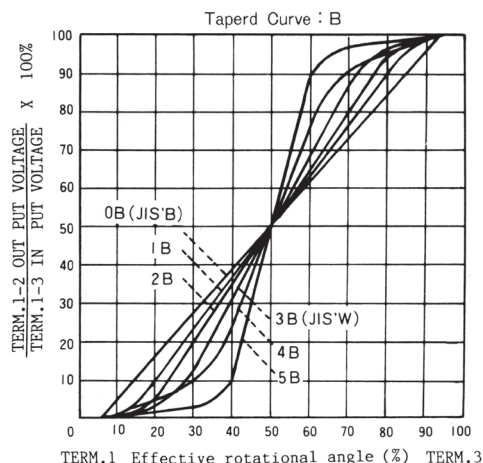


抵抗変化特性 RESISTANCE TAPER

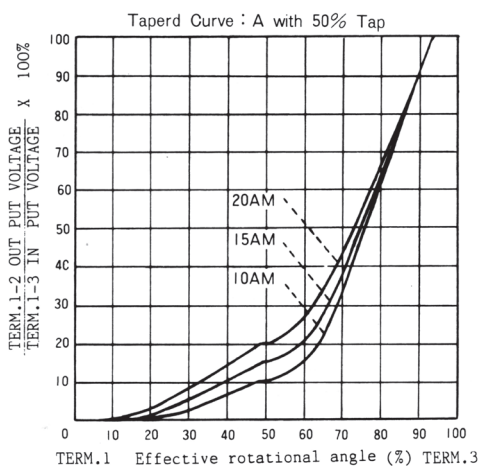
A属抵抗変化特性



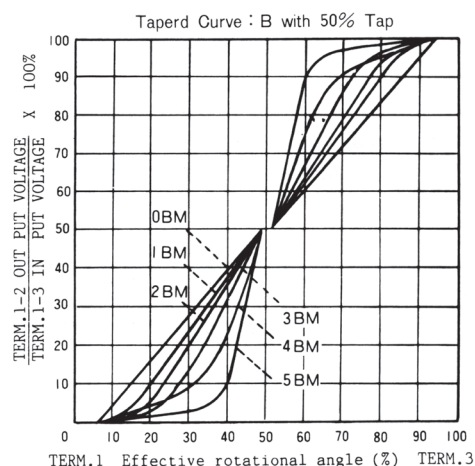
B属抵抗変化特性



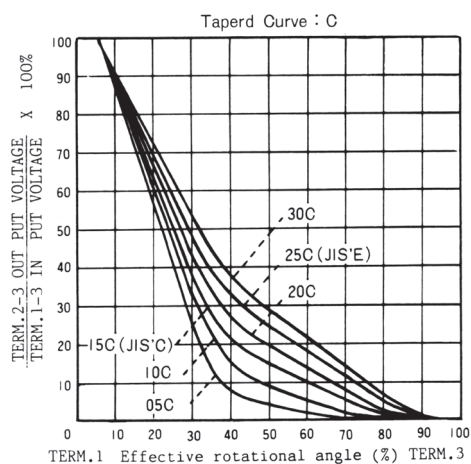
50%点タップ付き：A属抵抗変化特性



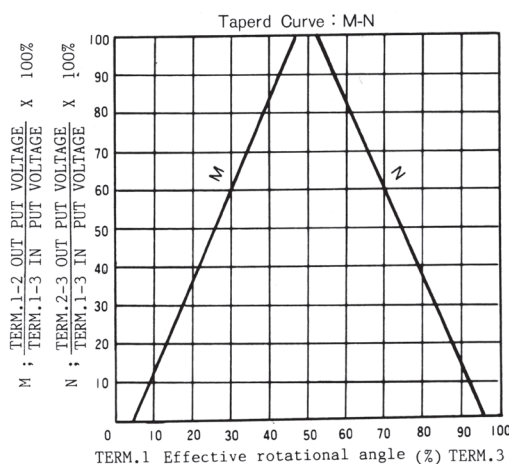
50%点タップ付き：B属抵抗変化特性



C属抵抗変化特性



M-N抵抗変化特性



●抵抗変化特性について

抵抗変化特性は、軸（レバー）を規定の位置に置き、規定の端子間（端子1と2との間または端子2と3との間）の電圧を測定し、端子1と3との間の電圧に対する百分率を算出する。

●Resistance taper

The resistance taper, with the shaft (lever) placed in the specified position, shall be determined by measuring the voltage between specified terminals (between terminals 1 and 2 or between terminals 2 and 3) and calculating the percentage in reference to the voltage between terminals 1 and 3.